

eVIEW

Analogue Addressable Serial Annunciator

Features

- ▶ Available in Red or Grey
- ▶ Up to 15 annunciators can be connected to each Elite or Elite RS fire control panel
- ▶ Large liquid crystal display (240 x 64 pixels)
- ▶ High brightness LED indications
- ▶ Internal sounder
- ▶ Replicates all panel controls (Elite RS)
- ▶ Simple two-wire serial connection
- ▶ Small, Elite style enclosure
- ▶ Removable electronics for easy installation
- ▶ 24V DC powered
- ▶ Low power consumption
- ▶ Multi language options
- ▶ Connection supervised by Elite RS fire control panel



Description

The eView fire alarm annunciator provides a simple and convenient method of extending the controls and indications of the Elite RS fire alarm control panel to other locations.

The large, graphic LCD and high brightness LED indicators duplicate the indications on the Elite RS fire alarm control panel at up to 15 additional locations via a simple, two-wire serial data connection.

Housed in a small enclosure, it is ideal for installations where a large control panel would be detrimental to decor such as entrance halls.

Up to 15 eView annunciators can be connected to each control panel on the

Elite network making eView ideal where multiple points of indication and/or control are required, such as nurse's stations or retail units.

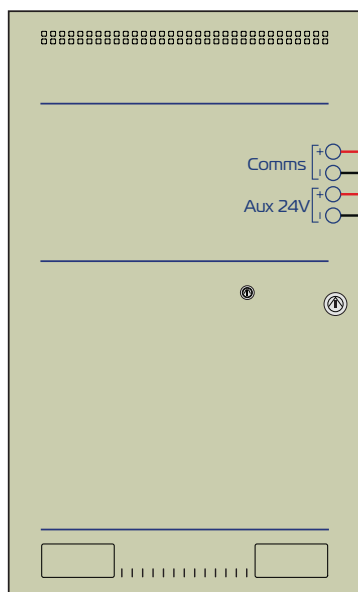
Panels

Product Code	Description	Size (mm)
K1172-10	eView Repeater Panel- Red	263 x 191 x 42
K1172-40	eView Repeater Panel- Grey	263 x 191 x 42

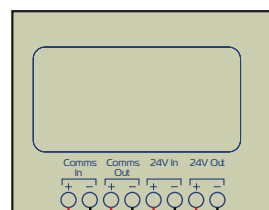
Specification

Construction	1.2mm mild sheet steel
Cable entry	4 knockouts in back of box and 1 in left and right sides
Weight	1.6kg
Finish	RAL3002 (Red) or BS 00 A 05 (Grey)
24V supply	21 to 30V DC
Maximum Ripple Current	200 Millivolts
Quiescent current of panel in mains fail	0.03 Amps
Serial data connection	2 core RS485 (Up to 1200 meters total cable length)
Maximum terminal capacity	12AWG


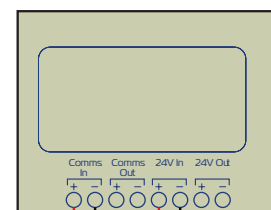
Elite series control panel



eView #1



eView #15



Flushing Collar

The eView semi flushing collar allows the eView annunciator to easily be recess mounted. Flushing collars provides placement tabs that fold behind dry wall. Traditional screw mounting is available by 2 openings in each of the vertical frames. Conduit entry is not blocked by collar.

Equipment

Product Code	Outer Dimensions	Inner Dimenstions	Colour
K1173-10	288mm W x 220mm H x 34mm D	263mm W x 191mm H	Red
K1173-40	288mm W x 220mm H x 34mm D	263mm W x 191mm H	Grey